


super3d



PEI Spring Steel Sheet Hot Bed

[Read More](#)

SKU: CR23-3DW42G869S9PH

Price: 299 DH – 459 DH

Stock: instock

Categories: [Spare Parts](#)

Product Description

- Model Number: 220/235/310mm
- Item Type: Heatbed
- Origin: Mainland China
- Application:: 3D printer heated bed
- Model Number:: PEI Flex
- size2:: 235x235mm
- size3:: 310x310mm
- Type:: heatbed
- Feature:: Flat&Flexible&Removal
- fit for:: Anet/Ender-3/Prusa i3 3D Printer
- Product:: Spring Steel sheet applied PEI with Magnetic Base

Advantages:

Suitable for almost all filaments. PLA, ABS, PC, etc

Our spring steel sheet is flat. Magnetic base is high temp resist, stronger and thicker. Never warp& Never rust. Easy to get the first layer even for a new user Flexible, Removable, stick to magnets very well Free clean- just flex the plate a little then take the prints off after cooled Fast heater performance, less waiting time after printing. A lifetime 3D printer bed

Material:

100% real Ultem1000? PEI?amber color, matte surface. - Made in Europe

This spring steel sheet is flat, flexible, stainless stick to magnets very well. 0.5mm or 0.4mm thickness PEI is 3m tape pre-applied, free bubbles.

How to use?

After apply the PEI sheet on our special spring stainless steel sheet, You can simply use 4 clips or magnets to hold it on the heatbed, then enjoy the printing.

Easily remove 3D prints on printer by removing the spring steel plate, flexing it, and popping the print off. It's simple and makes the print removal process much easier.

Package list?

Spring Steel Sheet pre-applied PEI Sheet+Magnetic Rubber Plate

Reminder:

1.After printing the mold with PEI magnetic steel plate, please wait for the PEI magnetic steel

2.The old ones don't have a film. The new ones has a film. Both are of the same quality.

The only difference is whether there is a film.

MAGNETIC HEATED BED SMOOTH PEI BED



Repeated Use




Easy to Remove



Strong Adhesion

* Please select the right size according to the
aluminum hot bed (not your print size or setting size)







SIZE	APPLICABLE MODELS	
220x220mm (8.66*8.66inch)	Lulzbot Taz 6, Lulzbot Taz 5, Tevo Tornado, Hictop Prusa i3 DIY, Anet A8, Cocoon 3D Printer, Wanhao Duplicator i3 V1, Plus and other same sized machines.	V. ca we an
235x235mm (9.25x9.25inch)	Ender 3, Ender 3 Pro, Ender 3S, Ender 3 v2, CR 20, CR 20 Pro, Ender 5, Ender 5 Pro and other same sized machines.	
310x310mm (12.2*12.2inch)	Anet E12, E16, A8 PLUS, ET5, ARTILLERY SW-X1, CREALITY Ender-3 MAX, Creality CR-10, Creality CR-10S, Lulzbot Taz 6, Lulzbot Taz 5, Tevo Tornado, Hictop Prusa i3 DIY and other same sized machines	

NOTE:


1. Please keep the aluminum hot bed clean(no dusty) before attaching magnetic sticker, preventing blistering during heating.
2. Please correct the size whether suitable your aluminum hot bed(always print size or setting size)
3. The max temperature of the magnetic sticker is 80℃, the max temperature of the double sided coated PEI is 260℃.



Please do not forget to tear off the transparent protective film on the PEI plate before using it, otherwise it will affect the adhesion of the plate. (Please level bed before first printing)



The soft magnetic sticker base contains glue, please ensure that the aluminum plate is clean (no dusty) to prevent the sticker from forming bubbles when heated.



Please clean the dust with a soft cloth. Do not wash or clean the PEI with any water, strong chemical reagents or strong detergents.(Isopropyl alcohol is recommended)



After the hot bed cools, you can take the spring steel plate and bend it gently to remove the model easily.



1.After the hot bed cools
down,lift up sprng steel plate.



1.do not use the shovel.




2.bend it,and take off the
model.



2.do not move the mod
by hand.



super 3d.



super 3d.




side A



S

super 3d.



super 3d.



super 3d.

