

ELEGOO



ELEGOO Mercury XS Bundle Machine

[Read More](#)

SKU: 3DWAZMJ5A22IS

Price: 2,790 DH

Stock: instock

Categories: [Resin Printers](#), [3D Printers](#)

Tags: [#dental](#), [3dprinter](#)

Product Description

Main Features:

- Transparent Yellow Shade Effective blocking 99.9% UV light. The maximum size of the supporting printer is 9.1 inches
- Faye Mirror Design The entire effective curing area, light power distribution more uniform.
- 360 ° Three-Dimensional Curing Curing platform can be 360 ° automatic rotation, curing size $\phi 200 * 260\text{mm}$.
- Bottom Light Source Design The bottom to increase the light source design, the base can also be cured, do not let go of every detail, fully curing the model.
- Sealed Water Tank & Large-Capacity Design 8000ML large-capacity design, using rubber sealing strips, safe and reliable.
- Operation Knob Long press 3 seconds to turn on the machine, integrated operation panel plus light with, simple operation.
- Super Long Time Setting Maximum adjustment of 30 minutes.
- Dual Connector Power Adapter To meet the needs of CURE and WASH work at the same time.
- Curing Mode and Cleaning Mode Completely Separate MERCURY X WASH and MERCURY X CURE can work at the same time, one for cleaning work and one for curing work.

Technical Specifications

- ELEGOO Mercury X WASH Machine
- Control Method: Knob + Button
- Rated Power: 12W
- Input Voltage: 110V/240V 50/60Hz
- Time Setting: 0-30mins
- Machine Size: 255mm*155mm*385.5mm
- Maximum Wash Volume:
 - 180mm*121mm*153mm (with platform)
 - 201mm*124mm*255mm (without platform)
- Machine Net Weight: 2.27kg

- ELEGOO Mercury X CURE Machine
- Control Method: Knob + Button
- Rated Power: 36W
- Input Voltage: 110V/240V 50/60Hz
- Time Setting: 0-30mins
- Machine Size: 246mm*230mm*363.5mm
- Maximum Curing Size: ϕ 200mm*260mm
- Machine Net Weight: 2.4kg



A113DP
BUDGET PICK

BEST RESIN
WASH&CURE
STATIONS

— 2022 —

MERCURY X B



Separate Wash&
Cure Separate



Large Size



Operation Knob




L-shape
Stripe Light


· Model

360 Degree Three-Dimensional Curing

The bottom to increase the light source design, the base can also be cured, let go of every detail, fully curing the model. Added with optical lens in every U the UV light source can achieve more even irradiation and thorough curing.



Upgraded UV Lamp Beads



Model by Archvillain Games

Bottom Li

360 degree three-dimensional curing The 360° rotating turntable can solidify the model in all directions. If the UV lamp bead in the L-shaped light bar solves the problem of curing at the top of the model, and at the same time increases the bottom light source design, the bottom curing has no dead corners, so that the entire model can be cured more thoroughly, and the maximum curing size can reach 200*260mm.

SAFER DESIGN FOR USE

The transparent cover can effectively block 99.9% of ultraviolet rays.
7000ML large-capacity water tank is designed with rubber sealing tape.



Model

Safer to use The transparent cover can effectively block 99.9% of ultraviolet rays, and the 7000ML large-capacity water tank is designed with rubber sealing tape, which is safe and reliable.



Humanized Settings

Long press 3 seconds to turn on
Maximum adjustment


Humanized user settings Operate the knob, press and hold for 3 seconds to turn on, the operation is simple and the interface is simple. The maximum adjustment is 30 minutes, and the cleaning and curing time can be adjusted according to your needs.

SEPARATE CURING AND WASHING

MERCURY X WASH and CURE can work at the same time, one for cleaning and one for curing



Separate curing and cleaning With a double-connected adapter, when you are using CURE, you can also perform WASH work at the same time, saving your working time. MERCURY X WASH and MERCURY X CURE can work at the same time, one for cleaning and one for curing.



LARGE WASH

Works well for all s
(Covering ELEGOO Mars series

Maximu

180mm*121mm*153mm(Clea

201mm*124mm*255mm(Clea



Model by loot studios

Operation Instructions:

- After the model is printed, please clean and blow-dry the model before putting it into the machine.
- If the model become yellow after curing, please reduce the curing time. Over curing will lead to a yellowish model.
- Recommended ambient temperature is 0-40 degrees, and the ambient humidity temperature is 20%-50%.
- Please do not use it for more than 40 minutes at a time to avoid overheating
- Cure Time: If model diameter less than 30 mm, the curing time is recommended to be 2 minutes. If the surface structure of the model is complex, it is recommended to increase the curing time properly.

- Special Notes: The washing function is not quite suitable for 3D models printed with water washable resin, which is better to be washed with running water.
-